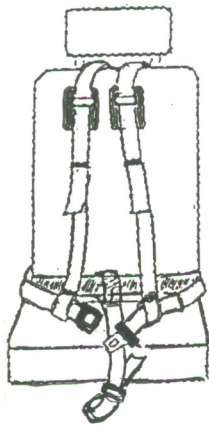


# Model 19 Fitted With Understrap / Crotch Strap

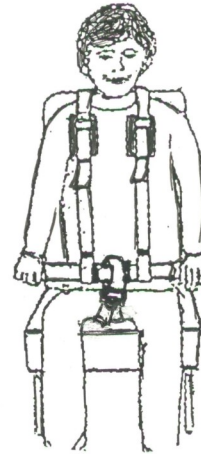
If the understrap is purchased separately - to add to a harness previously supplied, you will firstly need to remove & discard the original Stabiliser Strap.



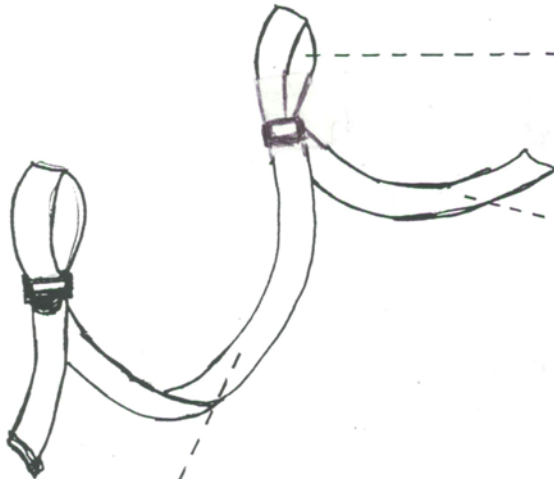
Sketch 1



Sketch 2



Sketch 3



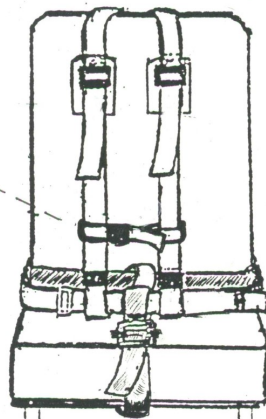
The adjustable 'fixing loop' is looped along the coloured 'Inner chair Strap' into position at the centre-front (See sketch 1).

The loose end becomes the 'Stabiliser Strap'. The tail-end is pushed through the gap between the seatback & seat cushion to pass underneath the seatback & upwards to fasten through the steel buckle attached to the centre-back of the waistbelt (see sketch 2).

With the understrap lying on the seat cushion, sit the passenger down, bring the understrap up between their legs & pass the 'understrap loop' over the waistbelt buckle (see sketch 3). Pull the loose end to tighten the understrap to fit comfortably.

NB. Alternatively it can be passed underneath the base of the seat if preferred.

A **Cross Strap** can be fitted to hold the shoulder straps together & help prevent them from slipping off the shoulders.  
(Cat. Ref: CS or CSPAD)



## IMPORTANT

**Belts & harnesses should be replaced if they show any sign of fraying or cuts & especially if they have been involved in an accident.**

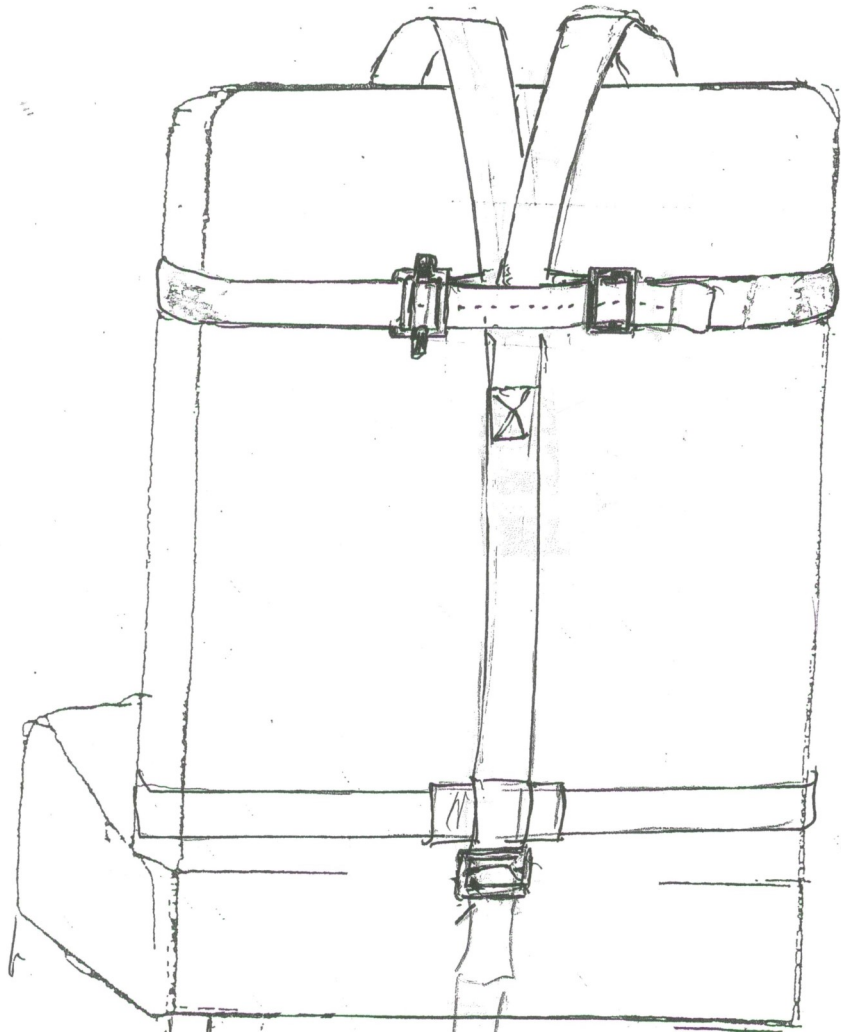
## Crelling Harnesses For Disabled Ltd.

12 Crescent East, Thornton-Cleveleys, Lancashire, FY5 3LJ

Tel: 01253 852298 Fax: 01253 821780 Email: [info@crelling.com](mailto:info@crelling.com) Website: [www.crelling.com](http://www.crelling.com)

## Retaining Chair Strap

Some seats may be narrow at the top and the shoulder straps may tend to slip off. Fitting a retaining chair strap horizontally around the seat back - as shown below will hold the shoulder straps in position.



**Cat. Ref: RCS19**

The Sketch above shows the Model 19A harness fitted with a RCS19

### **Crelling Harnesses For Disabled Ltd.**

12 Crescent East, Thornton-Cleveleys, Lancashire, FY5 3LJ

Tel: 01253 852298 Fax: 01253 821780 Email: [info@crelling.com](mailto:info@crelling.com) Website: [www.crelling.com](http://www.crelling.com)