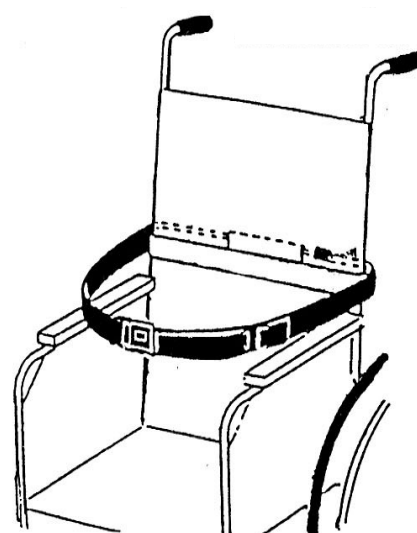



Model 3 Waist Belt




Consists of a waist belt with an inner chair attachment strap.
Holds the occupant in wheelchair, easy chair, scooter or single vehicle seat.

Can be used in reverse to become a rear fastening belt for the more confused patient.



Choice of buckle available.



Sea Sure Lever Buckle



Side Squeeze Buckle



Press Release Vehicle Buckle



Steel Safety Buckle

- 03A Adult Waist belt - Sea Sure Lever
- 03B Adult Waist belt - Side Squeeze
- 03C Adult Waist belt - Press Release Vehicle
- 03SB Adult Waist belt - Steel Safety Buckle

Fitting Instructions

1. The inner chair strap is loosened enough to pass over the chair back & positioned at the patient's waist level. Tighten the strap to fit securely.
2. Bring the waist belt around the patient's waist & adjust to fit tightly yet comfortably.
3. To release the patient simply press release the waist belt buckle at centre-front.

The belt can be left secured to the chair when not in use.

Crelling Harnesses For Disabled Ltd.

12 Crescent East, Thornton-Cleveleys, Lancashire, FY5 3LJ
Tel: 01253 852298 Fax: 01253 821780 Email: info@crelling.com Website: www.crelling.com